

ROUGH, TOUGH, RELIABLE

GENIE® TELEHANDLERS



Genie®
A TEREX BRAND

TAKING YOU **HIGHER**®

LEARN MORE AT GENIELIFT.COM

Customers First Always

Partnering for Success

Our dedication to taking you higher extends well beyond the physical reach of our products. We thrive on building satisfying customer relationships because you, our customer, are at the center of everything we do.

Since 1966, we've been developing products to solve your worksite challenges — and that process never ends. Our team of product managers and engineers uses your input to design new products, featuring the latest technology to meet your changing needs. Then we manufacture those products to stringent standards that help increase quality, lower costs and give you exceptional value for years to come.

Providing Superior Value

Our commitment doesn't end with the sale. Our dedicated service teams are available 24 hours a day, 365 days a year to provide support when you need it most. Our extensive parts network ships most parts within 24 hours, too. Simply put, we're always working to help increase your uptime so you can be more successful.

Genie is driven by one goal: Doing the right thing, at the right time for our customers. That's not just what we do; it's who we are. Tell us what you need. We're listening.

The Look Speaks to Genie Products' Strengths

Genie® products set an industry standard for quality, reliability and safety. They are intuitive to operate and straightforward to service. A Genie product conveys these principles to you through considered design at every touchpoint.





Multiply Your Return With Multi-Purpose Productivity

You can buy a range of machines to lift, move and place materials, or you can save money with one highly advanced multi-purpose tool — the Genie® telehandler. With outstanding design and performance, Genie telehandlers provide all-around utility to answer virtually all your work site needs. Available in six power-packed models, Genie telehandlers offer exactly what you need for productivity in limited-access areas or applications where high reach is needed. With a wide range of available attachments, Genie telehandlers have you covered for even some of the most demanding jobs.

Genie machine all come standard with the features you need to maximize your return.



All Genie telehandlers come equipped with a lift shackle that enable you to sling a load without secondary attachments. A factory lift shackle lift chart provides clear capacity limitations to the operator.



Fenders are also standard keeping the machine cleaner as well as shields the operator from mud being slung.



Auxiliary hydraulics ensure all Genie machines can be equipped with attachments requiring hydraulic connections.



Three simple quick-attach interfaces ensure that you can leverage attachment investment between machines.*

* Availability of accessories and options varies depending on model and/or country standards.

The Ideal Workhorse

The highly maneuverable Genie® GTH™-5519 telehandler – often the first machine to arrive at a new jobsite and the last to leave.



Access All Areas

The spacious cab with tilt steering is just the beginning. The Genie GTH-5519 telehandler works hard in tight spaces to unload trucks, carry tools and perform site cleanup. The model features a Tier 4 final engine, and remains the industry leader in load capacity for its size.



Power

Still the compact workhorse customers love, the unit utilizes a proven Deutz TD 2.9 L4 Tier 4 final engine, without the complexity of adding DEF or regen, to meet today's emission standards while providing additional power at an attractive price point.



Serviceability

Improved fenders add to the durability of the machine. Plus easy access to the engine compartment through a redesigned chassis, this includes additional access to hydraulic connections and air bleeding valves, improves serviceability – making maintenance faster so the machine can get back to work quickly.



Convenience

The cabin interior features a main instrumentation cluster that offers an integrated display showing engine control unit messages. The Genie® GTH™-5519 telehandler also has defrost, ventilation, armrest padding and storage improvements. Plus the Genie Quick Attach™ system gives the operator the flexibility to quickly change attachments.

Expand Your Options

Get more and do more without having to buy additional machinery. Just add one, two or more of the available attachments for your Genie® telehandler to get more productivity from a single unit. Attachments and accessories add job flexibility and improve efficiency.



Universal Skid Steer Adapter

This option allows you to pull up and attach to a wide variety of skid steer type attachments in just seconds, reducing your overall equipment costs and increasing the versatility of your fleet (GTH™-5519 only).



Industrial Grapple Bucket

This bucket clamps down to grab the load for easy and secure transport of hard-to-handle materials.



Heavy-Duty Multi-Purpose Bucket

Equipped with a bolt-on cutting edge, perfect for a variety of applications, the multi-purpose bucket attachment increases worksite productivity.





Additional Options And Accessories

- Cab air conditioner
- GTH™ Backup Camera
- Foam-filled tires
- Solid rubber rough terrain tires
- Flashing beacons, work and road lights
- Adjustable suspension seat

Availability of accessories and options varies depending on model and/or country standards.



Truss Boom

The perfect solution for overhead lifting, the truss boom provides an extra 6 ft (1.83 m) of range to lift items such as trusses or bulky materials into place.



Fully Enclosed Cab

Increase operator comfort and decrease fatigue in a clean, dry, quiet cab with standard windshield washer, as well as a heater and defroster for cold climates. Front window doubles as an emergency exit. Left and rear windows open for ventilation. Air conditioning is also available as an option.



Work Lights

Increase productivity in low-light conditions with an optional boom work light, which functions as a headlight and a rear cab-mounted work light for visibility when maneuvering the machine into place.



Road Lights

Road lights include turn indicators and headlights, one reverse light and two rear lights for stop, turn and tail light functions.

Full-Sized Performance

Right-Sized Price

Instead of downsizing the cylinders to create a compact version of its 8,000-lb high reach counterpart, the Genie® GTH™-636 telehandler is engineered with an optimized boom and chassis to reduce machine weight and achieve a full-sized performance 6,000-lb capacity machine at a right-sized price.



Ready To Reach

With a height of 36 ft and a turning radius of 13 ft, the Genie GTH-636 telehandler goes three stories high, so it's ideal for residential construction – but in a rugged and highly maneuverable size.



Excellent Visibility And Versatility

Along with the popular side engine mount the high pivot boom provides excellent operator visibility and serviceability, the Genie® GTH™-636 telehandler is Tier 4 Final compliant, powered by a 74 hp, 2.9 liter turbo-charged diesel engine without the need to add DEF or regen – making it environmentally friendly in various applications without costly aftertreatment.



Operator Convenience And Comfort

Productivity is at its best with the Genie GTH-636 telehandler, with the high-visibility cab and comes enclosed with or without air conditioning, as well as standard ergonomic-friendly features such as adjustable seat suspension and tilt steering wheel. Plus the Genie Quick-Attach™ system gives operators the flexibility to quickly change attachments.

High Performance Redefined

Customers have told us the latest generation of Genie® GTH™-844 telehandler delivers what they want in a telehandler, setting a new standard of performance and value. This 8,000-lb (3,629 kg) capacity high reach telehandler has a maximum lifting height of 44 ft (13.41 m), and it's built for excellent reliability and durability. It is versatile and productive and will provide lower cost of ownership over the life of the machine.



Ergonomic Operator Station

Genie designed the GTH-844 telehandler with operator comfort and productivity in mind. The ergonomic operator station features a comfort-tilt steering wheel, a single-lever joystick control, easy to read gauges and convenient switches. A low dash and side-mounted engine provide excellent visibility as well. It all adds up to a better working environment, which improves productivity on every job.



Narrow and More Maneuverable

At 97.5 in wide (247.7 cm) and 94 in high (239 cm), the Genie GTH-844 telehandler can fit through tight doorways and openings and can be transported without a special over-width permit. Combined with this narrower width, new axles make the unit easier to steer and maneuver around the work site, with an outside turning radius of only 13 ft 9 in (419 cm).



Genie telehandlers improve worksite productivity through efficient movement of material.



Tier 4f Compliant Engine

The Genie® GTH-844™ telehandler is equipped with an environmentally friendly Tier 4F compliant Deutz or Perkins diesel engine, mounted on the right side of the telehandler.

This engine has a big impact on a machine's overall rROIC. By optimizing the drivetrain, and utilizing high-torque, 74-hp engine, the Genie GTH-844 telehandler is a less complex machine at a lower price point — offering full-sized performance at the right-sized price.



Enhanced Serviceability

The side-mounted engine is positioned for very easy access for maintenance and repair activities. Common service points and components are positioned for even easier access than previous models. That means less time spent on maintenance and more time at work on the job.



Outstanding Lift Capacity

One thing that hasn't changed is this unit's lift capacity. With 6,000-lb (2,721.6 kg) of capacity at maximum height and 2,000-lb (907.2 kg) of capacity at maximum reach, the Genie GTH-844 telehandler covers virtually all your jobsite needs. It's ideal for loading, unloading, moving and placing loads or materials, as well as site preparation and clean up.

Superior Handling

Climb hills or power through rough terrain with four-wheel drive, three steering modes and an easy-to-use power shift transmission with three speeds in forward and reverse. A frame-leveling chassis also allows you to pick up or place loads on up to 10° side slopes.

Maximize Your Reach

The Genie® GTH™-1056 10,000-lb (4,536 kg) capacity high reach telehandler has the reach and performance capabilities for demanding jobs. The GTH-1056 telehandler offers you a lifting height of 56 ft 10 in (17.32 m), while a spacious cab and responsive controls enhance operator comfort.



Twin Axle-Mounted stabilizers

Increase your productivity and lift capacity with standard twin-axle mounted stabilizers. These stabilizers allow the operator to maintain frame leveling capability while deployed. Conveniently located stabilizer controls allow you to deploy them from the comfort of the cab.

The Genie GTH-1056 telehandler lifts up to 3,000 lb (1,361 kg) at its maximum reach of 42 ft (12.80 m).

Powerful Performance

A powerful turbocharged diesel engine and powershift transmission coupled with four-wheel drive improve the terrainability and overall performance of these high reach models. A frame leveling feature, with 10° side to side leveling capability, keeps the chassis level while on slopes, allowing you to work on challenging jobsites.



Increased Lift Capacity at Reach

Heavy loads like steel, masonry and bricks are no trouble for these rough terrain telehandlers. The Genie® GTH™-1056 telehandler provides up to 3,000 lb (1,361 kg) of lift capacity at a maximum forward reach of 42 ft (12.80 m), allowing you to move substantial loads over obstacles.



Compact Mobility

The sleek, compact Genie GTH-1056 telehandler delivers an outside turning radius of 13 ft 3 in (4.04 m), making it easy to maneuver on congested jobsites without compromising your reach and lifting capabilities. Three selectable steering modes (crab, front wheel and coordinated) and superior ground clearance also expand your options to position yourself exactly where you need to be.



Operator Comfort and Control

Experience exceptional control and comfort from the spacious newly designed cab. Simple, logical controls respond to your every command. The multi-functional joystick, with integrated frame leveling control, allows you to control the boom and level the machine, up to 10° either side, without taking your hand off the joystick. Efficient operation is provided through easy to use controls, and diagnostic gauges and load charts positioned with the operator in mind. Excellent jobsite visibility is apparent whether you're sitting in a standard open cab or a closed cab fitted with easy to replace flat glass.



Superior Serviceability

Easy no-tool access to daily inspection and service points make Genie high-reach rough terrain telehandlers easy to service and manage. Test ports are conveniently located at the main function manifold so that one qualified technician can easily check and test all hydraulic functions from the comfort of the cab.

High Reach Models Available

GTH-636 | **GTH-844** | **GTH-1056** | **GTH-1256** | **GTH-1544**

Reaching New Heights

Strengthening the high-reach telehandler family with the design features of the popular Genie® GTH™-1544 telehandler, the higher reach GTH-1256 telehandler fulfills the material handling needs across many industries.



Exceptional Usability

With a height of nearly 56 ft, a turning radius of 11 ft 8 in (3.55 m), and a 12,000-lb (5,450 kg) lift capacity, the Genie GTH-1256 model is the brand's largest high-reach, high-capacity telehandler. With a military-grade chassis for use in heavy construction, it is for use in energy sectors for time sensitive maintenance and repair of oil and gas equipment at height.



Powerful To Drive

The Genie® GTH™-1256 telehandler has a side mounted Deutz TCD3.6 turbo charged diesel, T4F engine powered by 134 hp – making it environmentally friendly in various applications. Plus, a variable speed hydrostat transmission for a smooth, efficient powerful drive.



Operator Safety And Comfort

The low-pivot boom allows the operator to see over the boom while in transport position providing excellent operator visibility while transporting loads, and the Genie GTH-1256 telehandler also comes with an enclosed cab, with or without air conditioning, and standard ergonomic-friendly features such as adjustable seat suspension and tilt steering wheel. Plus the Genie Quick-Attach™ system, giving operators the flexibility to quickly change attachments.




Easy To Service

True across the entire family of Genie telehandlers, the GTH-1256 model is extremely convenient to service – the rear cover allows easy access to inspect various components including hydraulic hoses and chains and make repairs – making the technician's job easier, saving time and money over the life of the machine.

Next-Generation Design

The new Genie® GTH™-1544 telehandler is the first high-reach telehandler in its class that can lift 15,000 lb (6,803 kg) to 35 ft and 10,000 lb (4,536 kg) to a maximum height of 44 ft (13.4 m). Perfect for industries from mining and oil and gas to heavy construction and ports, it's among the most durable, reliable and powerful telehandlers on the market today.



Industry-Leading Lift Capacity

When it comes to power and durability, the Genie GTH-1544 telehandler is the industry workhorse. No other telehandler in this class can lift more weight higher. With 10,000 lb (4,536 kg) of capacity at maximum height and 3,500 lb (1,591 kg) of capacity at maximum reach, it opens up a whole new range of possibilities for lifting, carrying, and placing heavy loads.

Work Smarter

Better comfort contributes to better productivity. The ergonomic operator station features streamlined styling with a tilt steering wheel, a new single-lever joystick control, as well as highly visible gauge and switch packages. In addition, the low-profile boom and side-mounted engine are positioned for excellent operator visibility — a boost for productivity on any job.



Enhanced Maneuverability

With its compact length of 20 ft 4 in (6.20 m) and well thought out steering geometry, the Genie® GTH™-1544 telehandler is easy to maneuver and position exactly where you need it. At 96 in wide (243.8 cm), it fits easily through narrow doorways and can be transported without a special over-width permit.



Traction and Steering

Rough terrain is no problem for the Genie GTH-1544 telehandler. With four-wheel drive, three steering modes, and a hydrostatic transmission, it's easy to handle on any work site. A frame leveling feature with 7° side-to-side leveling capability also helps you keep the chassis level on slopes.



Enhanced Serviceability

With the engine mounted on the right side, technicians can easily access maintenance and repair points — saving time and keeping the machine on the ready-line for customer work.

Environmentally Friendly

The Genie GTH-1544 telehandler is also equipped with a turbocharged Tier 4 final compliant diesel engine. The result: Substantial power with reduced exhaust emissions.



Add Versatility and Add Profits

The tremendous jobsite flexibility of Genie® high-reach telehandlers is just the beginning. Add one, two or more of the available attachments, and you'll be ready for just about any application that arises. You'll increase productivity from a single unit, all while improving your bottom line.

We have worked hard to deliver optimal versatility within the attachment sizes to make you, the customer, as fixable as possible. The Genie GTH™-636, GTH-844 and GTH-1056 telehandlers share the same Genie Quick Attach™ size class and attachments can be leveraged across the machines. Similarly our two largest machines, the GTH-1256 and GTH-1544 telehandlers also share the same Genie Quick Attach size class and attachments can be shared between the machines.



Truss Boom

A 14 ft (4.27 m) variable reach truss boom provides extra vertical and horizontal reach to lift and place large, bulky loads such as roof trusses, frames and beams.



Pallet Forks

Transport loads easily with 48 in (122 cm) forks and carriage. Or, select 60 or 72 in (152 or 183 cm) pallet forks to match your jobsite needs.

Fully Enclosed Cab

Make all-weather operation possible with this fully enclosed cab equipped with windshield washer and wipers for visibility on rainy days, a standard heater/defroster to keep operators comfortable in cold climates, and windows that can be opened on both sides of the cab for increased ventilation (Available with or without air conditioning on most models).





Fork Frames

Expand your efficiency with fork frames for handling bulky materials and palletized loads. Choose 48, 60 or 72 in (122, 152 or 183 cm) wide frames.



Rotate Carriage

Allows up to 10° of carriage rotation clockwise and counter-clockwise for picking up or placing a load on a surface that's not level.

High Reach Models Available

GTH-636

GTH-844

GTH-1056

GTH-1256

GTH-1544

Additional Options and Accessories

Engine

- 99 hp (73.8 kW) Perkins turbo-charged diesel engine Tier 4i compliant (GTH-844 only)
- 74 hp (55.2 kW) Deutz turbo-charged diesel engine Tier 4f compliant (GTH-844 only)
- 121 hp (93.21 kW) Deutz turbo-charged diesel engine Tier 4i compliant
- 124 hp (91.72 kW) Perkins turbo-charged diesel engine Tier 4i compliant (GTH-1056 only)
- Electric block heater
- Oil Pan Heater

Cab

- Fully enclosed cab with full glass, heater, defroster, wipers, washer and split door
- Fully enclosed cab with air conditioning
- Front and top glass*
- Right side screen*

* Add-ons for open canopy.

Accessories

- Flashing beacon
- Foam-filled rough terrain tires
- Fire extinguisher
- Work lights
- Road lights
- Rear proximity alarm
- GTH™ Backup camera
- Hydraulic Quick-Attach Coupler



Work Lights

Increase productivity in low light conditions with optional halogen work lights on top of the cab, which function as headlights. This option also comes standard with back-up lights and taillights.



Road Lights

Illuminate your route with this option that includes two cab-mounted lights in front, along with two front turn signal lights, back-up light and taillight. Great for working in congested areas.

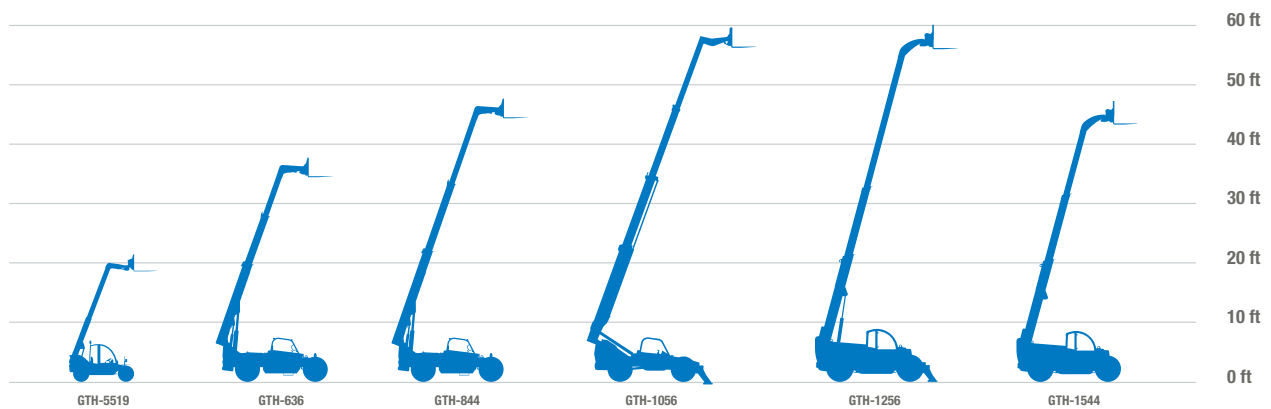
Availability of accessories and options varies depending on model and/or country standards.

Specifications

Telehandlers

MODEL	MAXIMUM LIFT CAPACITY		MAXIMUM LIFTING HEIGHT		MAXIMUM FORWARD REACH		OPERATING WEIGHT *	
	US	METRIC	US	METRIC	US	METRIC	US	METRIC
Compact								
GTH™-5519	5,500 lb	2,495 kg	18 ft 10 in	5.74 m	11 ft 3 in	3.43 m	10,360 lb	4,700 kg
High Reach								
GTH-636	6,000 lb	2,722 kg	36 ft	10.97 m	21 ft 11 in	6.68 m	17,600 lb	7,983 kg
GTH-844	8,000 lb	3,629 kg	43 ft 10 in	13.36 m	28 ft 2 in	8.59 m	22,600 lb	10,251 kg
GTH-1056	10,000 lb	4,536 kg	56 ft 10 in	17.32 m	42 ft	12.80 m	30,000 lb	13,608 kg
GTH-1256	12,000 lb	5,450 kg	56 ft	17.07 m	42 ft	12.80 m	36,600 lb	16,602 kg
GTH-1544	15,000 lb	6,804 kg	44 ft	13.41 m	27 ft 3 in	8.31 m	33,686 lb	15,280 kg

* Weight will vary depending on options and/or country standards.




Worldwide Manufacturing And Distribution

Australia · Brazil · Caribbean · Central America · China · France · Germany · Italy · Japan · Korea · Mexico
Southeast Asia · Spain · Sweden · United Arab Emirates · United Kingdom · United States

Toll Free in USA/Canada **+1 (800) 536-1800** · Telephone **+1 (425) 881-1800** · Fax +1 (425) 883-3475

6464 185th Ave. NE, Redmond, WA 98052

Effective Date: July, 2020. Product specifications and prices are subject to change without notice or obligation. The photographs and/or drawings in this document are for illustrative purposes only. Refer to the appropriate Operator's Manual for instructions on the proper use of this equipment. Failure to follow the appropriate Operator's Manual when using our equipment or to otherwise act irresponsibly may result in serious injury or death. The only warranty applicable to our equipment is the standard written warranty applicable to the particular product and sale and we make no other warranty, express or implied. Terex, Genie, Taking You Higher and other marks are trademarks of Terex Corporation or its subsidiaries. © 2020 Terex Aerial Work Platforms. GPB 3K 0109M. Part No. 109424.



02109424



TAKING
YOU **HIGHER**®

LEARN MORE AT GENIELIFT.COM